

# Max & Louise Pattern Co


## Lilly Patches Winter Workshop 2022

As with many Max & Louise quilts, our Sampler is a scrappy project! Raid your stash; generally, you only need small pieces.

## Max & Louise Sampler

Finished Size: Quilt: approx 52 1/2" x 60 1/2"

Framed applique approx: 20" x 28"








 Applique Background: 55cm  
We recommend choosing a non-directional shirting/background fabric for the applique.  
If you choose a directional fabric, you will need to buy 75cm so that you cut from the length, rather than the width.




Start with an assortment of fat 1/8ths of coloured fabrics...  
Raid your stash to add variety; you only need small pieces.



### Optional

-  Clover 1/4" bias maker
-  Polyfuse (or products for your chosen method of applique).
-  1" pentagon EPP papers (or cut your own from Polyfuse or cardstock)
-  Mylar
-  Glue stick
-  Roxanne's glue
-  Starch



You will also receive a couple of surprise small projects

Plus general sewing supplies

Saturday  
July 16<sup>th</sup>  
10am - 4pm  
BYO mug &  
lunch  
Boronia  
Uniting Church  
Cnr Boronia  
Rd & Zeising  
St, Boronia